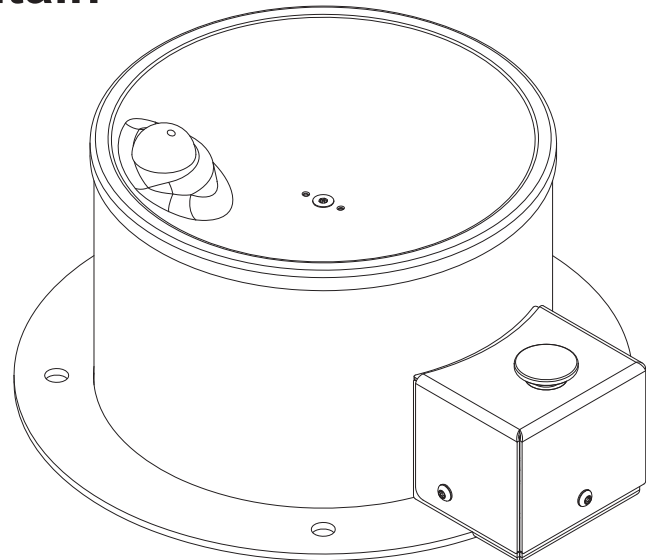


Willoughby Stainless Fountains



WODF-1-PET Series Outdoor Pet Drinking Fountain



Recommended Specifications

Willoughby Model **WODF-1-PET** outdoor pet drinking fountain is a single-level, vandal resistant drinking fountain with Type 304 stainless steel 10" Schedule-10 main column and 7 GA. flange.

Fountain shall have high-polished, 18 GA. stainless steel bowl with anti-rotation, anti-squirt, solid stainless steel bubbler. Bubbler shall be activated by pedestal mounted solid stainless steel foot-operated push button assembly, which controls a lead-free, self-closing valve.

Push button shall require less than 5 lbs. of force to operate. Push button shall be adjustable to ensure adequate flow without being wasteful. **WODF-1-PET** fountain shall be lead-free, adhering to ANSI/NSF 61, Section 9, ANSI A117.1.

Optional mounting kit available for purchase consisting of stainless steel anchors, nuts, washers and rubber gasket washers. If optional kit is not used, stainless steel hardware recommended.

Standard Features

- * Heavy duty Type 304 stainless steel 10" Schedule-10 main column and 7 GA. flange
- * Optional marine-grade Type 316 stainless steel body for installations near salt water
- * High polished stainless steel bowl
- * Solid stainless steel, anti-rotation bubbler
- * Serviceable mesh strainer on inlet water supply
- * Resistant to sunlight, heat and vandalism
- * Stainless steel adjustable push button
- * Integral slow drain
- * Powder coat finish (color options on page 2)

To specify fixture and color, use the Model Number and Options Guide.

Example: To specify a WODF-1-PET outdoor pet drinking fountain in Orange color

Use the following Willoughby Model Number: **WODF-1-PET-O**



WARNING: Cancer and Reproductive Harm

- www.P65Warnings.ca.gov

visit our website at www.willoughbystainlessfountains.com

5105 West 78th Street • Indianapolis, IN. 46268

(317) 875-0830 • Fax: (317) 875-0837 • (800) 428-4065



MADE IN THE U.S.A.

MODEL NUMBER AND OPTIONS:

1.) Outdoor Drinking Fountain Type:

WODF-1-PET Outdoor Pet Drinking Fountain

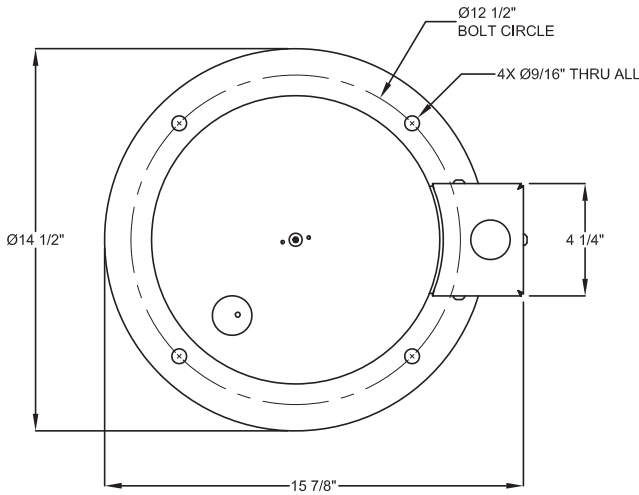
2.) Options:

- 316-1 316 Stainless Steel Body, Single
- CAR-1 Surface Carrier, Single
- SOV Shut Off Valve
- SCV Seasonal Bowl Cover (1)
- WFSMK4 4 Bolt Hole Mounting Kit

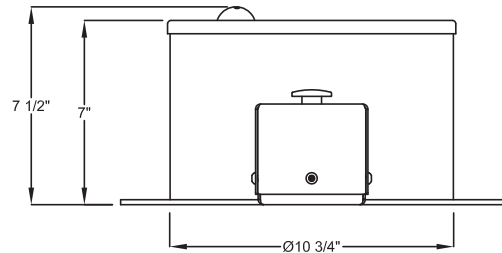
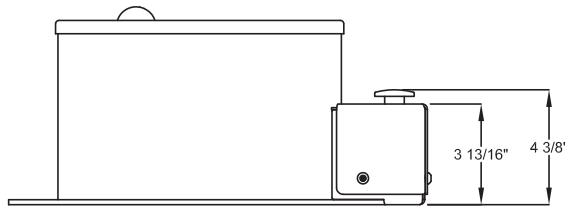
3.) Colors (select one):

- SL Silver
- G Green
- R Red
- BL Blue
- O Orange
- V Violet
- Y Yellow
- BR Brown
- BK Black
- BE Beige
- W White

Approved For Manufacturing By: _____ Date: _____ Company: _____
 Wall Thickness: _____ Wall Type: _____



VERIFY ALL DIMENSIONS WITH FACTORY PRIOR TO ROUGH-IN
 WILLOUGHBY RESERVES THE RIGHT TO MAKE CHANGES IN DESIGN AND DIMENSIONS WITHOUT FORMAL NOTICE AND WITHOUT INCURRING OBLIGATION.



visit our website at www.wiloughbystainlessfountains.com

5105 West 78th Street • Indianapolis, IN. 46268
 (317) 875-0830 • Fax: (317) 875-0837 • (800) 428-4065



MADE IN THE U.S.A.